

DSO Roadmap (Open Networks - WS3 P1) DSO Implementation Plan

26th January 2021



Thank you for joining this Open Networks Project Webinar on the DSO Implementation Plan.

- This webinar will commence at 11:03.
- If you are unable to play the audio through your device, you can **dial in by calling +44 20 3855 5885 and using access code 761 996 532**
- All microphones have been set to mute to avoid background noise. Please ask questions or make comments **via the chat function** throughout the meeting.
- We will address as many of these as possible during the presentation and will make the recording available online.
- If you would like to receive information about the Open Networks Project or have any feedback you would like to submit, please get in touch with us at opennetworks@energynetworks.org.

Agenda

	Topic	Time	Presenter
1	Introduction & Background	11:00 – 11:10	Farina Farrier <i>Head of Open Networks</i>
2	DNV GL Demonstration	11:10 – 11:30	Rafiek Versmissen <i>Lead Consultant</i>
3	Q&A	11:30 – 11:45	All
4	Wrap up	11:45 – 11:50	Farina Farrier

Introduction

The DSO Implementation Plan sets out a clear pathway to the implementation of distribution system operation and will be a key input to RII02 business planning processes.

This provides a consolidated view of outcomes from ONP and industry to progress the transition and provides greater visibility of implementation progress.



Stakeholder feedback & response

2020 Feedback

- Following publication ENA sought feedback on the DSO Transition Roadmap
- Feedback centred around accessibility, useability and granularity of data

Readability

- Replace pop-up windows with the box at the bottom for readability.

Search

- Design and implementation of extended search function to find relevant steps across the roadmap, including an additional page with an overview of the search function

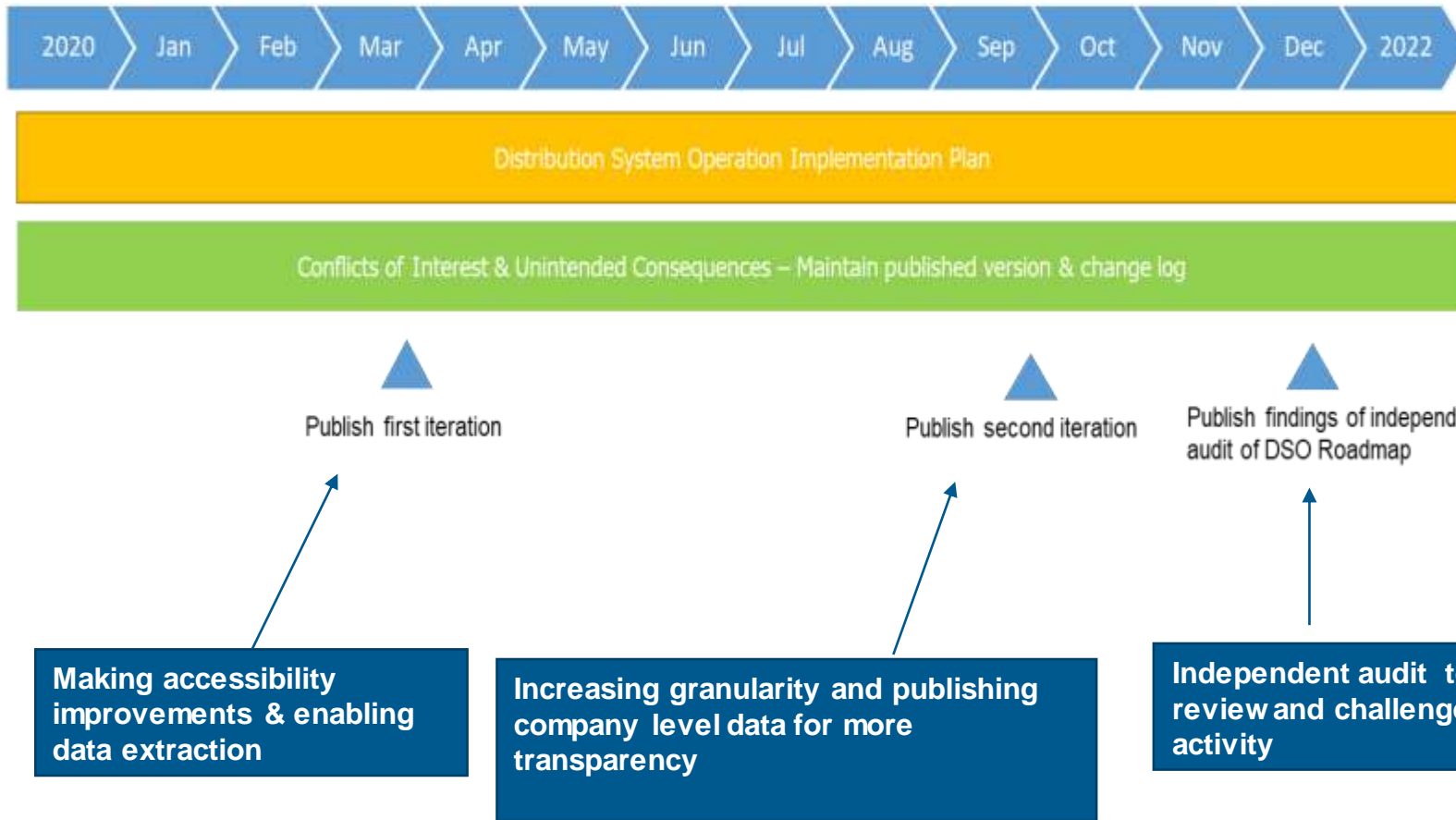
Data extraction

- Develop a data extraction tool that will allow users to download all underlying data.

Data visibility

- Make individual company level data available

2021 – How we are addressing the feedback



“We are consulting on our workplan for 2021 and are keen to hear views from the industry.”

ENERGY

ENA DSO Roadmap

Enhancements January 2021

Jeroen Alberts, Rafiek Versmissen

26 January 2021

Developed Enhancements

- 1) **Data extraction function**
- 2) **Alternative for “Popup windows”**
- 3) **Search function**

Data Extraction

Design:

All data that is visible in the roadmap can be downloaded in an excel file

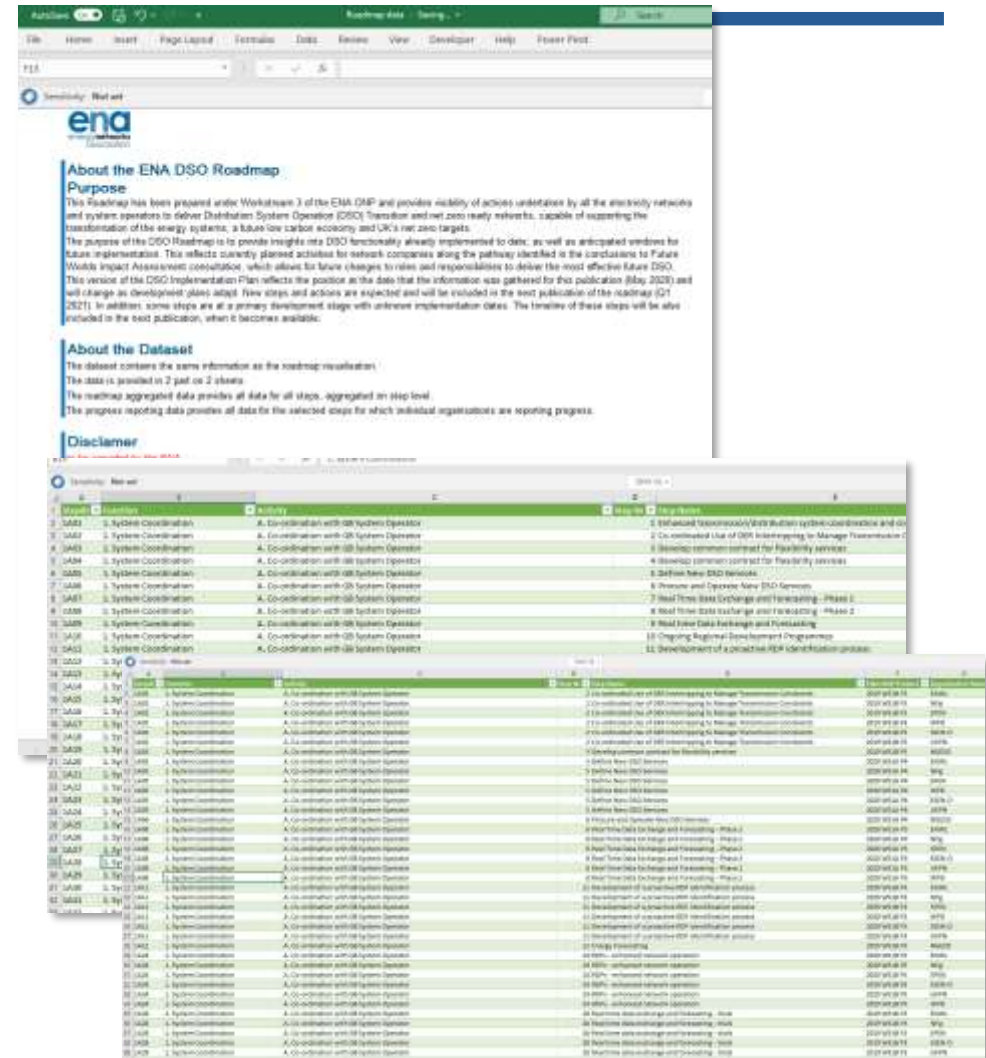
The file has 3 sheets:

1. Introduction, explanation of the field and units, disclaimer
2. **Aggregated roadmap data** for all steps on the roadmap
3. **Individual monitoring steps** of the participating organisations

Fields in the data sheets

Sequence	Field name
1	Function
2	Activity
3	Step nr
4	Step Name
5	Step Description
6	Step Type
7	Owner
8	Aggregation Type
9	ENA ONP Product
10	Duplicate step
11	Nr of Steps
12	Organisations
13	Number of organisations
14	Start date
15	End date
16	Not planned
17	Initiated
18	Implementing
19	Completed
20	Low complexity
21	Medium complexity
22	High complexity

Sequence	Field name
1	Function
2	Activity
3	Step nr
4	Step name
5	ENA ONP Product
6	Organisation name
7	Progress
8	Start date
9	End date
10	Comment
11	Progress link



aggregated data sheet

Monitoring data sheet

Alternative for popup window

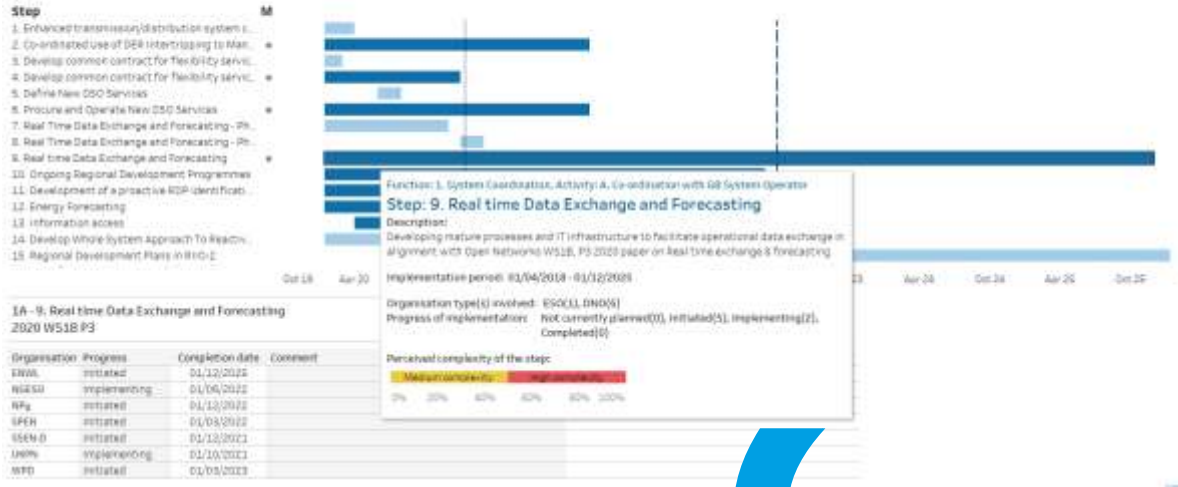
Function: 1. System Coordination

Activity: A. Co-ordination with GB System Operator

Purpose of this activity:

Managing MW and Mvar demand and generation within a local network area and managing exchanges to and from the GB transmission system within agreed technical and commercial limits.

The 'M' column identifies steps that have been identified for implementation within the Open Networks Project and contain regular data on implementation timescales by network company to monitor their progress. A table will be shown at the bottom of the page after clicking on the bar of the step.



Function: 1. System Coordination

Activity: A. Co-ordination with GB System Operator

Purpose of this activity:

Managing MW and Mvar demand and generation within a local network area and managing exchanges to and from the GB transmission system within agreed technical and commercial limits.

The 'M' column identifies steps that have been identified for implementation within the Open Networks Project and contain regular data on implementation timescales by network company to monitor their progress. A table will be shown at the bottom of the page after clicking on the bar of the step.



1A.2 Co-ordinated Use of DER Intertripping to Manage Transmission Constraints

Develop technical processes to deliver co-ordinated operational DER tripping schemes for transmission system needs.

Implementation period: 01/01/2019 - 01/12/2021

Organisations involved: ESO(s), DNO(s)

Progress of implementation: Not currently planned(0), Initiated(1), Implementing(2), Completed(0)

ENL Product: 2019 WS18 P3 (click to open)

Organisation	Progress	Completion date	Comment	Progress link
ENWL	initiated			
WEA	implementing	01/06/2021		
WPs	initiated			
SPEN	initiated			
SEN-D	initiated	01/12/2021		
WNV	implementing	01/10/2020		
WFO	initiated	01/06/2021		

Developed by: [Logo]

Search function

Additional search page



Search functionality: Search for search-text in step name and step description.

Selecting a step provides additional information

Additional selection through:

restriction to specific functions

Selection of a specific organisation

Search for steps
Only steps will show with the search-text in the step title or in the step description

Enter search text: LV

Time frame: Medium term

Function:

- (All)
- 1. System Coordination
- 2. Network Operation
- 3. Investment Planning
- 4. Connections and Connection Rights
- 5. System Defense and Restoration
- 6. Services and Market Facilitation
- 7. Service Optimisation

Step-Type:

- Code change process
- Development / definition activity
- Maintenance activity

Select organisation: All

2B.3 Develop visibility of LV Data
DNOs to develop an approach for enhanced visibility of LV data that will provide benefits to the network owner, customers, community and service providers. Innovation projects such as the WPD OpenLV and SSEN Low cost monitoring to provide findings and learnings for the development of the solution.

Implementation period: 01/06/2016 - 01/12/2021. Organisations involved: DNO(6)
Progress of implementation: Not currently planned(1), Initiated(3), implementing(2), Completed(0)

ENA Product: 2018 WS3 P3 (click to open)

Organisation	Progress	Completion date	Comment	Progress link
ENWL	Not currently pl.			
NFG	Initiated			
SSEN	Initiated			
SSEN-D	Implementing	01/09/2020		
UKPW	Implementing	01/12/2021		
WPD	Initiated			

Contact Us

Rafiek Versmissen

rafiek.versmissen@dnvgl.com - 07785378686

Jeroen Alberts

jeroen.alberts@dnvgl.com – 0031-611647483


www.dnvgl.com

SAFER, SMARTER, GREENER

The trademarks DNV GL[®], DNV[®], the Horizon Graphic and Det Norske Veritas[®] are the properties of companies in the Det Norske Veritas group. All rights reserved.

Q&A

Wrap up



Energy Networks Association

4 More London Riverside

London SE1 2AU

t. +44 (0)20 7706 5100

🐦 @EnergyNetworks

energynetworks.org

© ENA 2021

Energy Networks Association Limited is a company registered in England & Wales No. 04832301
Registered office: 4 More London Riverside, London SE1 2AU

The voice of the networks